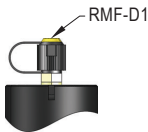
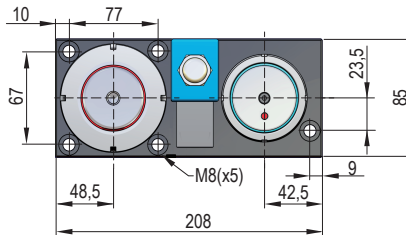
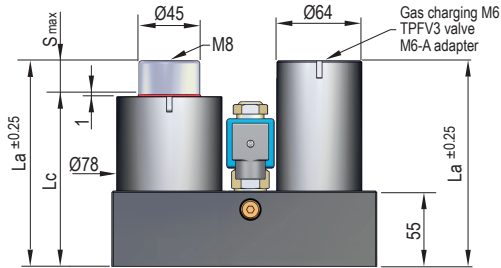


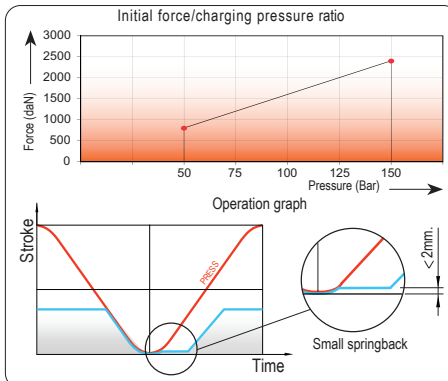
VDI SAFETY



The TPCBS 2400 model is also available equipped with RMF-D1. (TPCBS 2400x...C-Linked)



Code	Smax mm	La mm	Lc mm	Fa daN	90% F daN	100% Fc daN	P Bar
TPCBS 2400x12	12	124	112	2400 ±5% (20°C)	2575	2595	150 (20°C)
TPCBS 2400x25	25	150	125		2680	2720	
TPCBS 2400x38	38	176	138		2745	2795	
TPCBS 2400x50	50	200	150		2790	2840	
TPCBS 2400x63	63	226	163		2820	2880	
TPCBS 2400x80	80	260	180		2850	2915	
TPCBS 2400x100	100	300	200		2875	2945	
TPCBS 2400x125	125	350	225		2900	2970	



Pressure medium	Nitrogen (N <sub>2</sub> ) / Oil
Max. charging pressure	150 Bar
Min. charging pressure	50 Bar
Rod seal area	15,90 cm <sup>2</sup>
Operating temperature	0°C - 60°C
Force increase by temperature	0,33 %/°C
Max. stem speed	25 - 30 m/min
Max. recommended strokes/min	8 - 20* spm



### Required information

Working stroke	(mm)
Press speed	(m/min)
Maximum production rate	(spm)
Working pressure	(bar)

\* Maximum rate will depend on working parameters

